



Rectangular Sight Glass

Level indicator

With back bores

Type 400

Application:

For Liquid Level display, visual checkup and observation on vessels, boilers and silos at pressures up to 35 bar and high temperatures.

The connection holes with $\varnothing 18$ mm are mounted on the back side of the sight glass. Other diameters available on request.

Operating Pressure:
Up to 35 bar

Operating conditions:

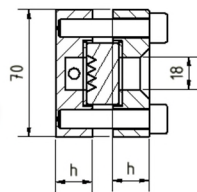

Temperature:	243	°C
Pressure:	16	Bar
	35	Bar

Materials:

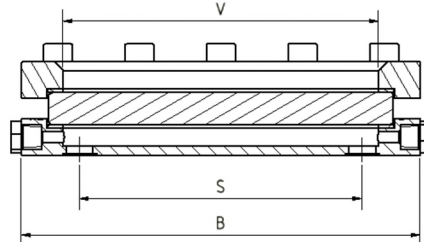
Flange:	1.4571
Glass:	Borosilicate glass DIN 7081 (Reflex or Transparent)
Seal:	PTFE (200°C) FKM (200°C) NBR (100°C) C4400 (150°C) Silicone (200°C) EPDM (140°C) Graphite (280°C)

Frame height (h):


- 16 bar: 20mm
- 35 bar: 25mm



Other materials on request



B	V	S	Blocked View	Kg (16 bar)	Kg (35 bar)	Tightening Torque (Nm)
140	79	61	0	2,8	3,4	13...34
170	124	106	0	3,2	4,0	13...34
220	174	156	0	4,0	5,0	13...34
250	204	186	0	4,6	5,7	13...34
300	264	246	0	5,3	6,7	13...34
310	264	246	0	5,6	7,0	13...34
350	304	286	0	6,3	7,8	13...34
370	324	306	0	6,6	8,2	13...34
400	354	336	0	7,1	8,9	13...34
500	454	436	1x46	9,1	11,4	13...34
600	564	546	1x46	10,7	13,4	13...34
620	574	556	1x46	11,1	13,9	13...34
700	654	636	1x46	12,5	15,7	13...34
740	694	676	1x46	13,2	16,5	13...34
800	754	736	1x46	14,2	17,8	13...34
930	884	866	2x46	16,7	20,9	13...34
1000	954	936	3x46	18,2	22,8	13...34



Installation guideline:

After welding of the base flange, the sealing surface must be checked for deformations! Reworking may be required!

Technical changes and errors reserved!

ACI Industriearmaturen GmbH
www.aci24.com • info@aci24.com
Version 2018-05-17

