



Wedge gate valve

DIN EN 1984 / DIN 3352

flanged PN10, short pattern

A-KFB

510

Design:

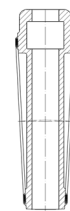
flange connection according to DIN EN 1092
compact design, short valve pattern
external, rising stem
bolted bonnet
special designs on request (ASME, GOST, ...)

stem seal	gland seal
sealing wedge	rigid wedge flexible wedge
operation	hand wheel / chain wheel / gearbox electric / pneumatic / hydraulic
operating temperature	-10°C ... +400°C
operating pressure	max 10 bar (temperature dependent)
pressure test	EN 12266 part 1 and 2 15 bar water, 6 bar air
face to face dimension	EN 558-1 row 14 (previously DIN 3202 F4)
flange connection	DIN EN 1092-1 Form B1 PN10 PN6 or PN16 pattern available

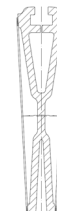


example image

wedge detail



rigid

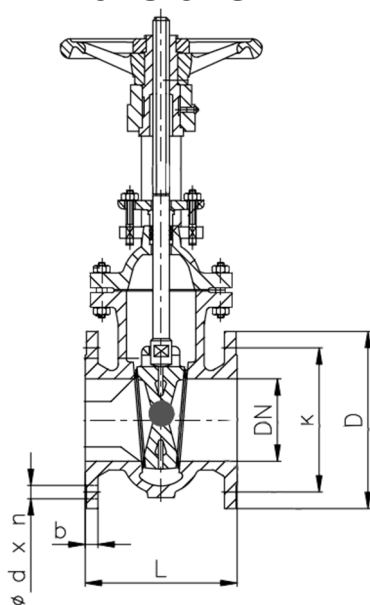


flexible

Materials:

Body	GP240GH / GS-C25 (1.0619)
stem	1.4021
seals	1.4021 / X20Cr13
stem seals	Graphit
bonnet seals	Graphit

Dimensions:



DN	D	k	b	n-ød	L
40	150	110	18	4-18	140
50	165	125	18	4-18	150
65	185	145	18	8-18	170
80	200	160	20	8-18	180
100	220	180	20	8-18	190
125	250	210	22	8-18	200
150	285	240	22	8-22	210
200	340	295	24	8-22	230
250	395	350	26	12-22	250
300	445	400	26	12-22	270
350	505	460	26	16-22	290
400	565	515	26	16-26	310
450	615	565	28	20-26	330
500	670	620	28	20-26	350
600	780	725	28	20-30	390

Technical changes and errors reserved!

ACI Industriearmaturen GmbH
www.aci24.com • info@aci24.com
Version 2018-06-28